

Scaled data based on original data using  
LM-79-08 Approved Method: Electrical and Photometric Measurements of Solid-  
State Lighting Products

Test Report Prepared for  
Cooper Lighting Solutions  
(formerly Eaton)

Brand: McGRAW-EDISON

Report Number: P385436

Luminaire Tested: **GWC-SA1A-727-U-SL4-HSS**

Issue Date: 3/3/2020

**Test Information**

Test Method: LM-79-08  
Report Number: P385436  
TEST IS SCALED FROM IESNA LM-79-08 TEST DATA (G2-1903-205-25)  
Test Lab: INNOVATION CENTER  
Issue Date: 3/3/2020  
Manufacturer: COOPER LIGHTING SOLUTIONS (FORMERLY EATON)  
Product Line: MCGRAW-EDISON  
Catalog Number: GWC-SA1A-727-U-SL4-HSS  
Description: GALLEON WALL LUMINAIRE  
(1) 70 CRI, 2700K, 615mA LIGHTSQUARE WITH 16 LEDS AND TYPE IV SPILL LIGHT  
ELIMINATOR OPTICS WITH HOUSE SIDE SHIELD  
Light Source: -  
Ballast/Driver: ELECTRONIC DRIVER

**Summary**

Lumens per Lamp: N/A  
Luminaire Lumens: 3380 lumens  
Efficiency: N/A  
Efficacy: 99.4 lumens/watt  
Luminous Opening: Rectangular (W 0.5' x L: 0.5' x H: 0')  
IES Classification: Type IV - Short  
BUG Rating: B0 - U0 - G1

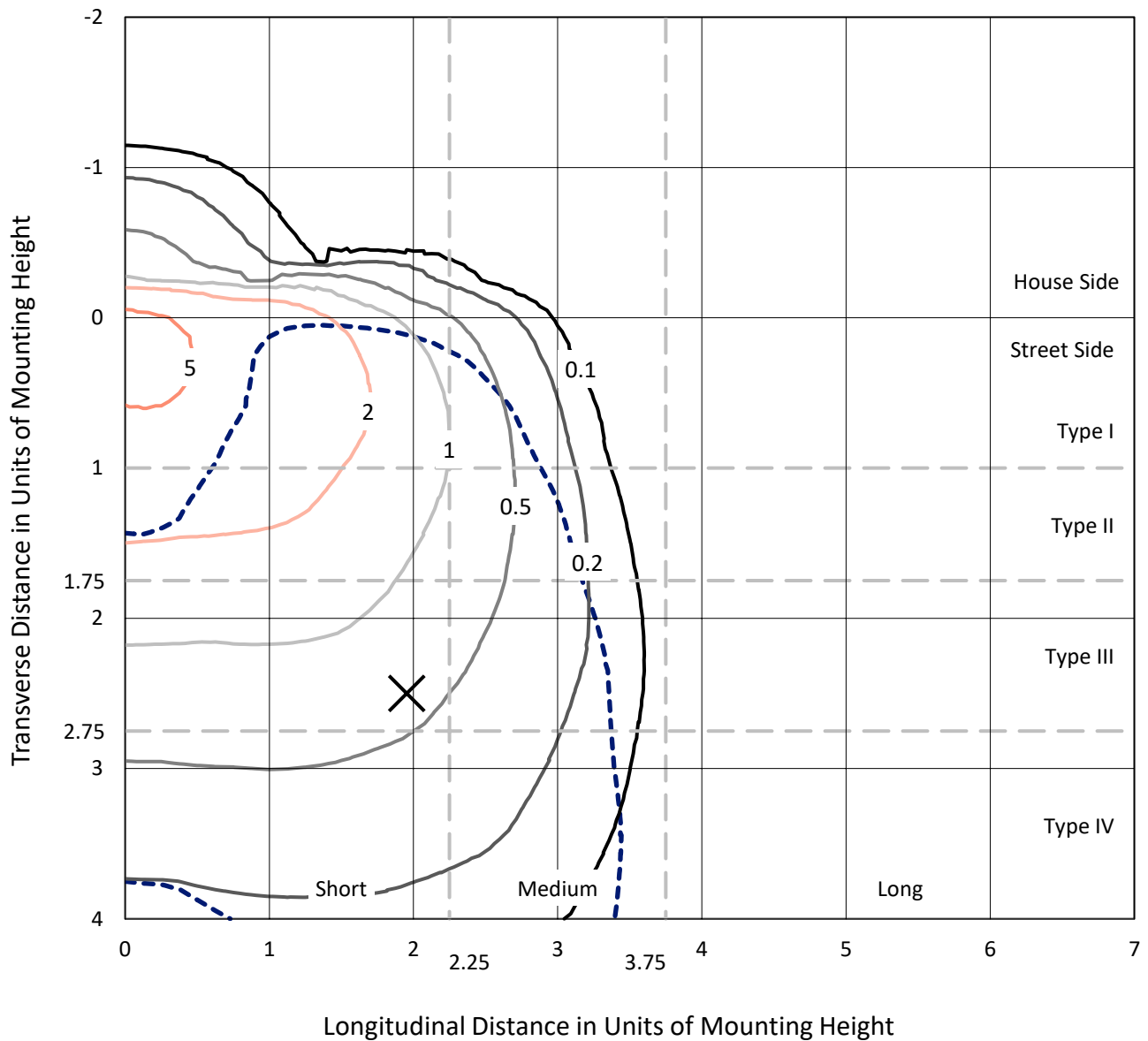
Input Watts (W): 34  
Input Voltage (V): NR  
Input Current (Ain): NR  
Voltage Rise (V): NR  
Power Factor: NR  
Total Harmonic Distortion (THDi): NR  
Frequency (hertz): 60  
Stabilization Time: NR  
Operation Time: NR  
Ambient Temperature (°C): NR  
Test Distance: 24 FT



REPORT NUMBER: P385436  
 CATALOG NUMBER: GWC-SA1A-727-U-SL4-HSS

### Iso-Footcandle Lines of Horizontal Illumination

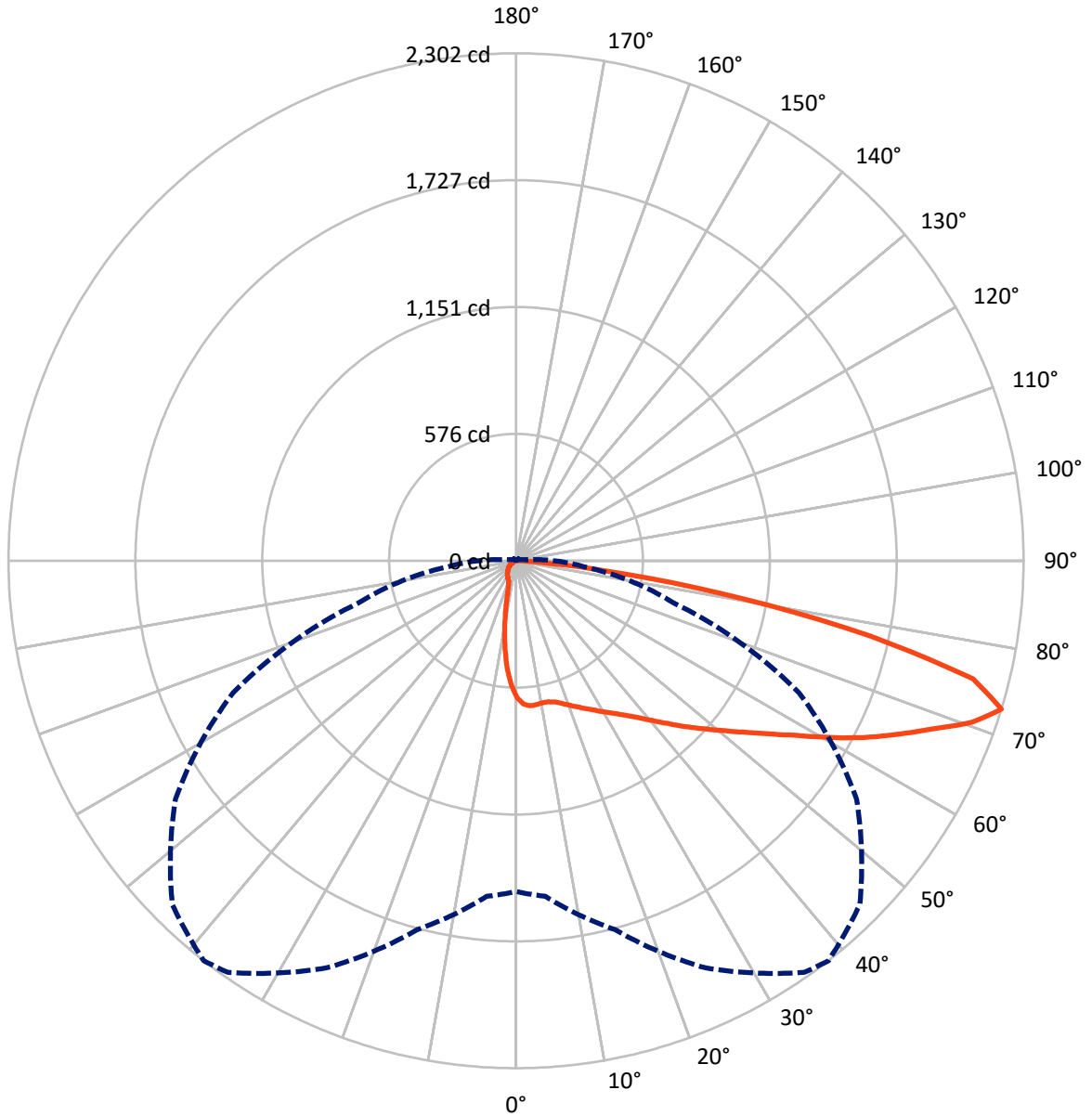
× Max cd  
 - - - 1/2 Max cd



Based on 10 foot mounting height. Maximum calculated value = 6.6 fc  
 Type IV - Short - N/A

REPORT NUMBER: P385436  
CATALOG NUMBER: GWC-SA1A-727-U-SL4-HSS

### Luminous Intensity Polar Plot



— Vertical Plane Through 38-Deg Lateral    - - - Horizontal Cone Through 72.5-Deg Vertical



REPORT NUMBER: P385436  
 CATALOG NUMBER: GWC-SA1A-727-U-SL4-HSS

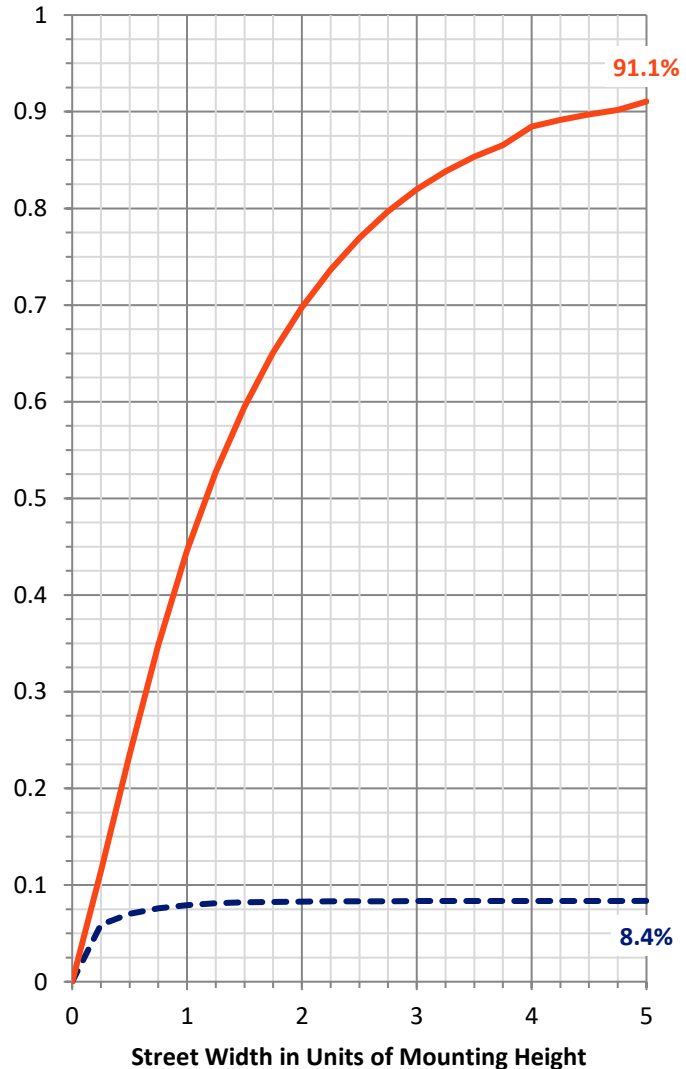
**FLUX DISTRIBUTION:**

		Downward	Upward	Total
<b>House Side</b>	Lumens	284.4	0.0	284.4
	% Fixture	8.4	0.0	8.4
<b>Street Side</b>	Lumens	3095.6	0.0	3095.6
	% Fixture	91.6	0.0	91.6
<b>Total</b>	Lumens	3380.0	0.0	3380.0
	% Fixture	100.0	0.0	100.0

**Coefficient of Utilization**

**ZONAL LUMENS:**

Zone	Lumens	% Fixture
0°-10°	53.0	1.6
10°-20°	129.5	3.8
20°-30°	206.0	6.1
30°-40°	309.7	9.2
40°-50°	472.5	14.0
50°-60°	667.8	19.8
60°-70°	837.6	24.8
70°-80°	626.3	18.5
80°-90°	77.7	2.3
90°-100°	0.0	0.0
100°-110°	0.0	0.0
110°-120°	0.0	0.0
120°-130°	0.0	0.0
130°-140°	0.0	0.0
140°-150°	0.0	0.0
150°-160°	0.0	0.0
160°-170°	0.0	0.0
170°-180°	0.0	0.0
0°-90°	3380.0	100.0
0°-180°	3380.0	100.0



REPORT NUMBER: P385436

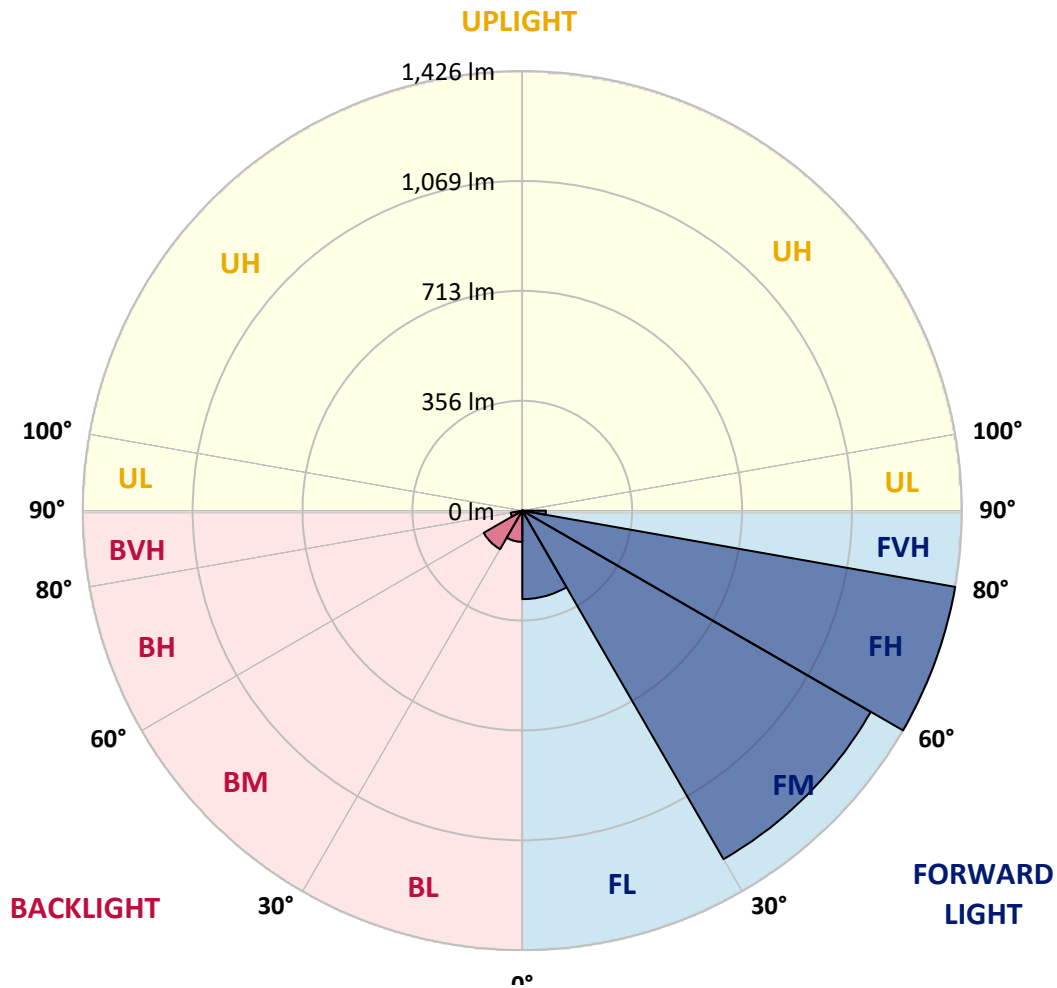
CATALOG NUMBER: GWC-SA1A-727-U-SL4-HSS

**LUMINAIRE CLASSIFICATION SYSTEM LUMEN TABLE AND BUG RATING:**

Zone	Lumens	% Fixture	Zone Rating/Lumen Limit		
			B	U	G
FL (0°-30°)	287.2	8.5			
FM (30°-60°)	1305.5	38.6			
FH (60°-80°)	1425.9	42.2			G1/1800
FVH (80°-90°)	76.9	2.3			G1/100
BL (0°-30°)	101.3	3.0	B0/110		
BM (30°-60°)	144.4	4.3	B0/220		
BH (60°-80°)	38.0	1.1	B0/110		G0/110
BVH (80°-90°)	0.7	0.0			G0/10
UL (90°-100°)	0.0	0.0		U0/0	
UH (100°-180°)	0.0	0.0		U0/0	

**BUG Rating: B0-U0-G1**

Type IV Short





REPORT NUMBER: P385436  
 CATALOG NUMBER: GWC-SA1A-727-U-SL4-HSS

**CANDELA DISTRIBUTION (FULL):**

	0°	5°	15°	25°	35°	38°	45°	55°	65°	75°	85°
0°	621.6	621.6	621.6	621.6	621.6	621.6	621.6	621.6	621.6	621.6	621.6
2.5°	659.8	659.9	658.3	655.8	652.6	650.9	648.1	643.6	638.8	630.3	621.0
5°	673.2	673.2	671.3	667.9	662.7	661.2	655.8	648.7	638.8	624.9	609.4
7.5°	671.8	672.1	669.4	665.9	660.7	659.3	652.9	644.9	632.7	615.8	595.9
10°	664.5	665.2	663.1	661.4	656.7	655.1	649.1	641.1	628.9	610.9	588.0
12.5°	657.1	657.8	658.5	660.0	657.1	656.5	651.8	645.0	633.4	614.7	588.9
15°	652.3	653.7	658.8	664.8	665.5	664.9	661.9	655.5	643.7	624.4	594.9
17.5°	652.3	654.6	665.1	676.6	680.7	681.1	678.4	669.6	655.5	634.8	600.5
20°	657.8	660.9	677.3	693.6	700.3	700.3	695.1	682.8	666.3	644.2	604.3
22.5°	671.8	675.9	696.5	715.3	722.5	721.0	713.9	696.0	677.6	654.8	609.1
25°	699.5	702.6	724.0	743.0	747.3	743.8	735.0	712.0	691.9	669.3	617.8
27.5°	735.1	735.6	757.7	773.7	771.1	768.7	757.6	732.0	712.5	689.9	632.8
30°	774.3	774.3	793.8	806.0	797.9	795.9	784.8	756.3	738.9	718.0	654.1
32.5°	812.2	813.9	829.7	837.5	828.3	826.4	815.6	787.1	774.0	760.8	687.4
35°	848.8	850.1	865.1	869.3	860.6	861.2	853.5	829.3	824.4	822.7	737.5
37.5°	884.3	884.6	899.9	902.6	898.2	903.0	903.7	882.4	891.5	905.1	808.1
40°	916.8	917.1	932.2	939.1	946.5	952.7	958.2	946.8	977.0	1008.6	892.2
42.5°	942.7	945.7	964.9	978.0	997.6	1009.4	1024.3	1023.7	1078.8	1126.2	993.8
45°	965.6	970.7	997.5	1020.4	1054.1	1072.9	1096.2	1114.4	1193.3	1257.2	1096.7
47.5°	995.8	1000.6	1031.2	1068.7	1113.6	1138.3	1176.9	1216.3	1319.2	1385.8	1197.2
50°	1038.3	1036.2	1066.4	1120.2	1177.9	1210.3	1265.3	1324.4	1444.2	1497.8	1256.3
52.5°	1083.7	1082.8	1105.2	1176.2	1253.7	1291.6	1364.3	1436.2	1563.6	1575.0	1283.4
55°	1139.8	1133.8	1152.6	1240.1	1343.6	1384.4	1470.0	1546.8	1658.8	1618.5	1297.0
57.5°	1198.6	1188.7	1206.6	1311.2	1445.1	1493.3	1587.1	1654.6	1722.1	1648.3	1296.9
60°	1259.4	1247.6	1269.0	1400.2	1571.2	1626.9	1714.0	1727.4	1781.2	1663.3	1287.4
62.5°	1310.2	1303.2	1334.9	1495.4	1712.0	1766.7	1809.8	1793.7	1831.0	1674.9	1265.0
65°	1364.0	1364.4	1415.7	1606.4	1861.6	1898.5	1902.2	1879.6	1872.7	1672.5	1189.5
67.5°	1436.7	1443.5	1528.9	1757.2	2007.2	2035.7	2035.4	1972.7	1903.2	1577.7	1022.1
70°	1513.6	1529.5	1659.5	1929.7	2166.1	2195.0	2180.1	2031.9	1792.0	1275.7	723.3
72.5°	1500.7	1528.2	1732.1	2038.5	2280.2	2302.3	2205.5	1886.3	1416.4	741.4	308.0
75°	1157.8	1189.7	1588.2	1930.7	2160.5	2140.7	1895.0	1467.9	774.0	206.9	69.3
77.5°	611.6	628.6	1049.1	1470.8	1684.6	1643.2	1334.9	814.3	236.0	51.2	31.2
80°	320.3	324.3	457.2	834.5	1039.7	1040.0	791.1	357.7	97.3	26.2	20.9
82.5°	171.5	174.9	241.6	385.6	544.8	493.8	302.9	196.8	56.6	14.9	20.1
85°	41.3	42.0	137.0	176.2	214.2	153.0	90.0	165.2	15.3	8.7	16.3
87.5°	15.9	16.1	50.8	76.2	54.6	35.4	42.1	61.6	2.0	3.4	2.5
90°	0.0	0.0	0.0	0.0	0.0	0.0	0.0	0.0	0.0	0.0	0.0



REPORT NUMBER: P385436  
 CATALOG NUMBER: GWC-SA1A-727-U-SL4-HSS

**CANDELA DISTRIBUTION (continued):**

	90°	95°	105°	115°	125°	135°	145°	155°	165°	175°	180°
0°	621.6	621.6	621.6	621.6	621.6	621.6	621.6	621.6	621.6	621.6	621.6
2.5°	615.4	611.7	602.8	591.4	581.3	574.0	563.0	555.9	551.1	551.0	549.1
5°	599.8	592.4	573.0	550.0	529.1	510.3	488.1	470.5	457.5	455.4	450.9
7.5°	583.1	570.9	541.1	505.2	470.1	434.5	393.0	367.4	345.3	334.8	333.7
10°	572.9	555.7	513.5	461.5	406.5	348.5	294.4	256.9	229.8	222.1	216.3
12.5°	570.8	548.2	492.1	420.6	341.9	265.3	205.4	165.5	143.9	137.0	135.2
15°	572.9	544.6	474.2	380.0	276.5	188.2	137.8	114.7	106.5	104.6	104.4
17.5°	574.1	540.4	453.8	334.9	213.1	134.5	105.6	98.8	97.6	97.4	97.7
20°	574.0	534.0	429.5	284.7	158.5	105.7	95.5	94.0	93.8	93.9	93.8
22.5°	573.0	526.4	402.9	232.9	119.7	94.5	91.1	90.3	90.1	90.1	90.1
25°	574.8	520.4	373.5	183.3	98.7	89.3	87.2	86.5	86.3	86.3	86.0
27.5°	581.4	517.0	341.4	141.1	89.1	84.6	83.0	82.8	82.4	82.3	82.5
30°	592.1	517.0	306.2	109.8	83.4	79.9	78.6	78.3	78.2	78.0	78.2
32.5°	610.9	520.9	267.7	91.2	77.9	74.5	73.7	74.1	73.7	73.7	73.7
35°	644.9	532.7	227.4	79.6	72.2	69.3	68.5	69.1	68.8	68.8	68.6
37.5°	694.4	554.6	186.8	72.6	67.1	64.2	63.0	63.9	63.6	63.6	63.4
40°	754.8	586.5	148.2	67.2	62.2	59.1	58.1	58.5	57.8	57.8	58.1
42.5°	829.3	626.9	114.5	62.0	57.3	54.3	53.8	53.3	52.1	51.4	51.5
45°	912.1	669.0	89.3	57.0	52.6	50.3	49.4	48.3	46.2	44.8	44.9
47.5°	986.1	701.4	72.6	52.1	48.4	46.6	45.3	43.2	40.1	38.5	38.6
50°	1025.0	706.4	61.8	47.2	44.5	42.7	40.8	37.6	34.0	32.1	32.0
52.5°	1035.0	683.3	53.8	42.7	40.6	38.5	36.1	31.7	27.7	25.7	25.4
55°	1038.6	648.2	46.6	38.5	36.4	34.0	30.9	26.0	22.2	20.2	20.1
57.5°	1026.5	595.9	41.0	34.7	32.1	29.2	25.4	20.8	17.1	15.6	15.6
60°	999.7	525.0	36.6	30.6	27.8	24.4	20.5	16.1	12.8	11.5	11.5
62.5°	946.3	433.2	32.6	26.4	23.7	20.2	16.6	12.2	9.0	8.3	8.4
65°	845.3	328.6	28.5	22.6	20.2	16.7	12.9	8.7	6.0	6.0	6.3
67.5°	689.4	228.2	24.3	19.2	17.4	13.6	9.8	6.0	4.2	4.8	5.3
70°	456.4	128.0	20.8	15.9	14.9	10.8	7.3	4.1	3.4	4.5	5.5
72.5°	172.2	49.8	17.4	12.8	12.9	8.3	5.2	3.1	3.1	4.9	6.5
75°	48.0	24.4	12.5	9.4	10.1	6.0	3.8	2.7	2.9	5.6	7.6
77.5°	28.2	18.0	8.1	5.5	6.9	4.2	2.5	2.1	2.5	4.8	7.3
80°	22.7	9.5	4.8	2.8	3.8	2.4	1.7	1.3	0.7	1.8	3.8
82.5°	22.7	5.8	2.2	2.0	2.0	1.3	0.8	0.6	0.1	0.0	1.0
85°	15.3	2.4	1.4	1.3	1.0	0.4	0.3	0.1	0.0	0.0	0.0
87.5°	2.5	1.0	0.6	0.3	0.1	0.0	0.0	0.0	0.0	0.0	0.0
90°	0.0	0.0	0.0	0.0	0.0	0.0	0.0	0.0	0.0	0.0	0.0



Signify Classified - Internal  
Cooper Lighting Solutions Photometric Lab  
1121 Highway 74 South  
Peachtree City, GA 30269

Scaled Data Report



Report Generated By 670245982

Signify Classified - Internal  
Cooper Lighting Solutions Photometric Lab  
1121 Highway 74 South  
Peachtree City, GA 30269

Scaled Data Report



Signify Classified - Internal  
Cooper Lighting Solutions Photometric Lab  
1121 Highway 74 South  
Peachtree City, GA 30269

Scaled Data Report



Signify Classified - Internal  
Cooper Lighting Solutions Photometric Lab  
1121 Highway 74 South  
Peachtree City, GA 30269

Scaled Data Report



Signify Classified - Internal  
Cooper Lighting Solutions Photometric Lab  
1121 Highway 74 South  
Peachtree City, GA 30269

Scaled Data Report



--- HS    — SS

Signify Classified - Internal  
Cooper Lighting Solutions Photometric Lab  
1121 Highway 74 South  
Peachtree City, GA 30269

Scaled Data Report



u

Signify Classified - Internal  
Cooper Lighting Solutions Photometric Lab  
1121 Highway 74 South  
Peachtree City, GA 30269

Scaled Data Report



Signify Classified - Internal  
Cooper Lighting Solutions Photometric Lab  
1121 Highway 74 South  
Peachtree City, GA 30269

Scaled Data Report



(END OF REPORT)